

Climbing Peak Lenin



Days: 22
Price: 2000 EUR
International flight not included
Comfort: ★★☆☆☆
Difficult: ★★★★★
◆ Mountaineering ◆ Mountains
◆ Sport & Active tour ◆ Adventure

Will you dare to try the Peak Lenin summit? Every year, this mountain, located in the south of Kyrgyzstan and considered as the most accessible 7000m peak in the world, attracts many alpinists. Although the climb is not very technical, it requires a strong mountaineering experience. Climbing Peak Lenin takes several days, with hikes of 7 to 9 hours each day, and over 1,000m altitude to climb each day. The first days of the program are dedicated to progressive acclimatization, with ascents to camps 1 and 2.

This 22 day tour is for those ready to take up a towering challenge, and in a good physical shape.

Day 1. Welcome to the Kyrgyz Capital



Manas airport 📍
🚗 30km - ⌚ 40m
Bishkek 📍

Manas airport - Bishkek

- You'll be welcomed at the Manas Airport by your driver and a Kyrgyz What team member. You'll be given all the necessary documents for your excursion. Then, we'll bring you to your hotel where you can rest.

Free day

🏠 Accommodation | Hotel 3 star

Day 2. Flight to Osh and transfer to the base camp Ashik-Tash



Bishkek 📍
✈️ 600km - ⌚ 40m
Osh 📍
🚗 290km - ⌚ 8h
Achik-Tash Base Camp (3600 m) 📍

Bishkek - Osh

- Early in the morning, you'll take a domestic flight to Osh.

Osh - Achik-Tash Base Camp (3600 m)

- From Osh, you'll then be transferred to the base camp of Ashik-Tash, located at 3,600 m altitude (11,811 ft). This is the starting point to climb Peak Lenin.

🍽️ Breakfast | Hotel 3 star
🍴 Lunch | Local restaurant
🍷 Dinner | Prepared by your team
🏠 Accommodation | Tent camping

Day 3. Hike to a waterfall



Achik-Tash Base Camp (3600 m)

- This is your first day at the base camp and the beginning of our adventure. We start acclimatizing with a short hike to a waterfall. We come to our camp for lunch. In the afternoon, we'll check our equipment with the assisting team.

☕ Breakfast	Prepared by your team
🍴 Lunch	Prepared by your team
🍷 Dinner	Prepared by your team
🏠 Accommodation	Tent camping

Day 4. Acclimatization hike



Achik-Tash Base Camp (3600 m)
- ⌚ 6h
Petrovsky Peak
Achik-Tash Base Camp (3600 m)

Achik-Tash Base Camp (3600 m) - Petrovsky Peak

- To get used to the altitude, we go on a new hike, this one to the crest of the **Petrovsky summit**, at 4,000 m altitude. After around 3 hours, you'll have a wonderful panoramic view on the Alay valley and the Ashik-Tash camp.

☕ Breakfast	Prepared by your team
🍴 Lunch	Prepared by your team
🍷 Dinner	Prepared by your team
🏠 Accommodation	Tent camping

Day 5. Hike to Camp 1



Achik-Tash Base Camp (3600 m)
12km - ⌚ 6h
Camp N°1 Lenine

Achik-Tash Base Camp (3600 m) - Camp N°1 Lenine

- After breakfast, we will leave for Camp 1. It will take around 6 hours to climb up. We walk progressively in the alpine pastures and cross the Puteshestvennikov pass. It's possible to rent horses to carry your bags (optional).

Elevation: +1000m

☕ Breakfast	Prepared by your team
🍴 Lunch	Prepared by your team
🍷 Dinner	Prepared by your team
🏠 Accommodation	Tent camping




Day 6. Climbing Peaks Domashni and Yuhin, 5100 m







Camp N°1 Lenine - Domashni and Yuhin Peaks (5100 m)

- Today we will climb the **Domashniy and Yuhin Summits (5100m)** to train.

Elevation: +700m

Camp N°1 Lenine 
 - ⌚ 5h
 Domashni and Yuhin Peaks (5100 m) 
 Camp N°1 Lenine 


 Breakfast	Prepared by your team
 Lunch	Prepared by your team
 Dinner	Prepared by your team
 Accommodation	Tent camping





Day 7. Preparing for the ascension



- In the morning, you'll attend a technical training to prepare for our ascension of Peak Lenin. With your teammates and mountain guides, you'll go ice climbing and review security rules.

Free time after lunch.

Camp N°1 Lenine 

 Breakfast	Prepared by your team
 Lunch	Prepared by your team
 Dinner	Prepared by your team
 Accommodation	Tent camping



Day 8. Towards Camp 2







Camp N°1 Lenine - Camp N°2 Lenine

- A new day to prepare for our adventure. We leave early in the morning with our crampons. The guide will show the way, and we walk cautiously roped, cross several ice crevasses. The hike is difficult and surprising, but magical.
After 7-9 hours of walking, we reach camp 2. You will cook dinner.

Elevation: +1000m

Camp N°1 Lenine 
 5km - ⌚ 8h
 Camp N°2 Lenine 

 Breakfast	Prepared by your team
 Lunch	Prepared by your team
 Dinner	Prepared by your team
 Accommodation	Tent camping

Day 9. Climbing towards Camp 3



Camp N°2 Lenine 📍

3km - ⌚ 5h

Camp N°3 Lenine (6100m) 📍

Camp N°2 Lenine - Camp N°3 Lenine (6100m)

- We will leave a little later this morning. At 9 a.m., we continue our climb to Peak Lenin. The slope is abrupt and steep until the crest. We gain in altitude and summit the **Razdelnaya Peak**.

After 6 hours of hiking, we can rest in our camp. You'll cook dinner. Elevation: +850m

☕ Breakfast	Prepared by your team
🍴 Lunch	Prepared by your team
🍷 Dinner	Prepared by your team
🏠 Accommodation	Tent camping

Day 10-12. Back to base camp to rest



Camp N°3 Lenine (6100m) 📍

20km - ⌚ 8h

Achik-Tash Base Camp (3600 m) 📍

Camp N°3 Lenine (6100m) - Achik-Tash Base Camp (3600 m)

- After these three days of acclimatization, we go back down to base camp. We'll leave early in the morning and go down the snowy slopes. Around lunchtime, we'll arrive at camp 1. We'll arrive at base camp for dinner.

Elevation: -2850m

Day 11

- We enjoy this day to rest and relax our muscles. You can go for a short walk in the surroundings or take a swim in the lake.

Day 12

- We prepare for the ascension.

☕ Breakfast	Prepared by your team
🍴 Lunch	Prepared by your team
🍷 Dinner	Prepared by your team
🏠 Accommodation	Tent camping

Day 13-15. Back to the camps



Achik-Tash Base Camp (3600 m) 📍

12km - ⌚ 6h

Camp N°1 Lenine 📍

5km - ⌚ 8h

Camp N°2 Lenine 📍

3km - ⌚ 5h

Camp N°3 Lenine (6100m) 📍

Achik-Tash Base Camp (3600 m) - Camp N°1 Lenine

- Now that we are acclimatized, this new hiking day will be easier, and require fewer efforts. We will reach camp 1 faster than the first time.

Camp N°1 Lenine - Camp N°2 Lenine

- We leave at 4 a.m. towards camp 2. We take the same trail as the first time, but now there are no surprises. We walk together, roped, and cross the crevasses.

You'll cook dinner.

Camp N°2 Lenine - Camp N°3 Lenine (6100m)

- Last efforts before "D Day". You will be well acclimatized and the climb will be easier. After 4 or 6 hours of climbing, you will reach camp 3.

You'll prepare dinner.

☕ Breakfast	Prepared by your team
🍴 Lunch	Prepared by your team
🍷 Dinner	Prepared by your team
🏠 Accommodation	Tent camping

Day 16. Summiting Peak Lenin



Camp N°3 Lenine (6100m) 📍
6km - ⌚ 3h 20m
Peak Lenine 📍
6km - ⌚ 6h
Camp N°3 Lenine (6100m) 📍

Camp N°3 Lenine (6100m) - Peak Lenine

- Finally, the day has come! To reach the summit, we'll have to get up before sunrise. In roped teams, we'll walk on the crest before climbing a steep ice slope. The hike is difficult but the motivation of reaching the peak should keep you going. The terrain is snowy and rocky. At the summit, you'll be awed by an amazing panorama and overwhelmed by your emotions. Victory!

Elevation: +1050

Beware! You should reach the summit before 2 p.m., at which time you'll have to turn back for the base camp.

☕ Breakfast	Prepared by your team
🍴 Lunch	Prepared by your team
🍷 Dinner	Prepared by your team
🏠 Accommodation	Tent camping

Day 17. Descent to Camp 1



Camp N°3 Lenine (6100m) 📍
8km - ⌚ 4h
Camp N°1 Lenine 📍

Camp N°3 Lenine (6100m) - Camp N°1 Lenine

- Early in the morning, we will head back towards camp 1, where we will have lunch.

Elevation: -2250m

☕ Breakfast	Prepared by your team
🍴 Lunch	Prepared by your team
🍷 Dinner	Prepared by your team
🏠 Accommodation	Tent camping

Day 18-19. Descent to Base Camp



Camp N°1 Lenine 📍
12km - ⌚ 4h

Camp N°1 Lenine - Achik-Tash Base Camp (3600 m)

- We go back to Achik-Tash, and finish this mountaineering adventure! We'll be greeted with a warm welcome at the base camp and certificates attesting our climb.

It's possible to hire horses to carry your bags (optional).

Day 19

Achik-Tash Base Camp (3600 m)
📍

- Since we cannot predict weather forecasts in this region and altitude, we use this day as an extra day to accommodate our trip to the climate.

☕ Breakfast	Prepared by your team
🍴 Lunch	Prepared by your team
🍷 Dinner	Prepared by your team
🏠 Accommodation	Tent camping

Day 20. Back to Osh



Achik-Tash Base Camp (3600 m)
📍
🚗 290km - ⌚ 9h
Osh 📍

Achik-Tash Base Camp (3600 m) - Osh

- Transfer back to Osh in the morning. You'll be taken to a hotel where you can rest in well-deserved comfort.

☕ Breakfast	Prepared by your team
🍴 Lunch	Prepared by your team
🏠 Accommodation	Sunrise 2 Osh

Day 21. Back to Bishkek



Osh 📍
✈️ 600km - ⌚ 40m
Bishkek 📍

Osh - Bishkek

- Flight back to the capital. You'll be transferred to your hotel.

☕ Breakfast	Sunrise 2 Osh
🏠 Accommodation	Hotel 3 star

Day 22. Have a nice trip!



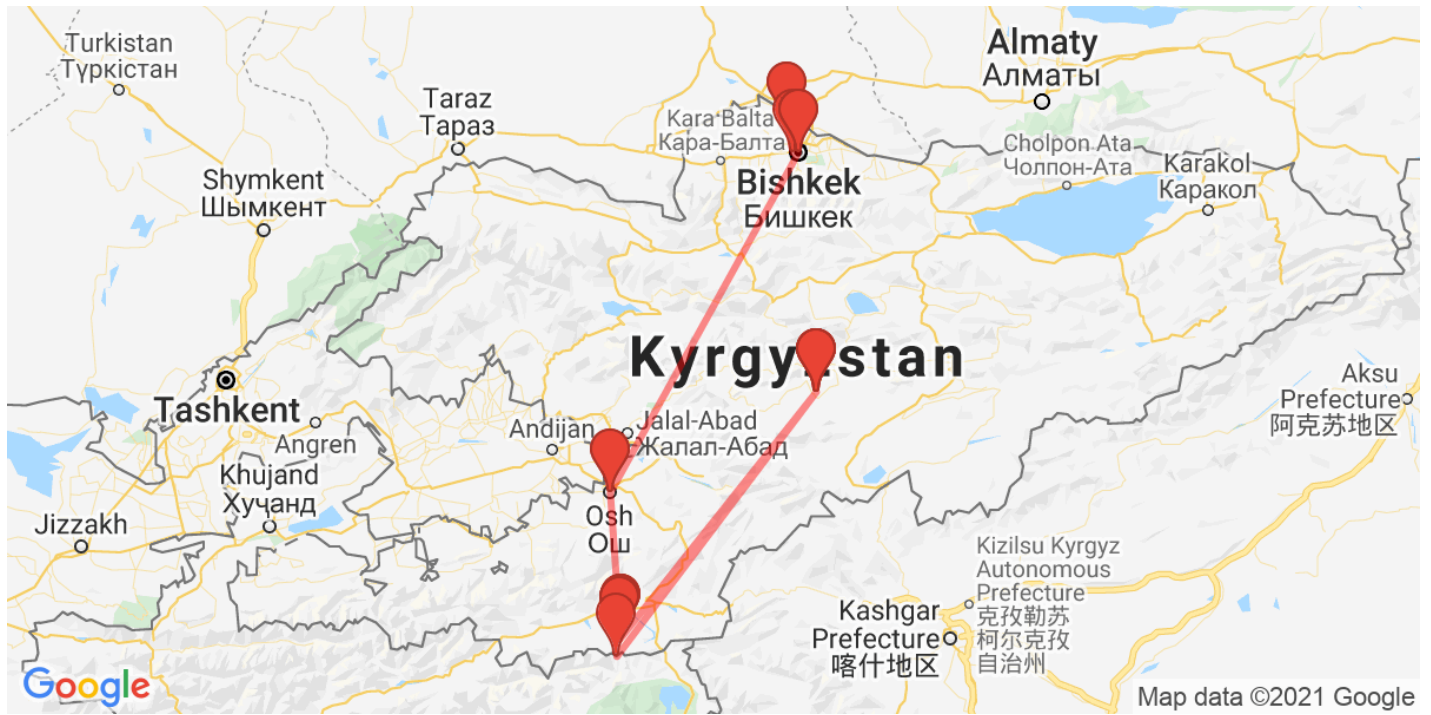
Bishkek 📍
🚗 30km - ⌚ 40m
Manas airport 📍
Departure 📍

Bishkek - Manas airport

- Bishkek – Manas Airport
Breakfast in the hotel. We take you back to the international airport in Bishkek, at the time of your flight.

☕ Breakfast	Hotel 3 star
-------------	--------------

Itinerary map



Individual price per person

1-1	2-2	3-3	4-4	5-5	6-8
3150 EUR	2350 EUR	2200 EUR	2150 EUR	2100 EUR	2000 EUR